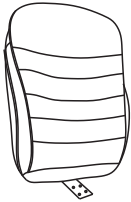
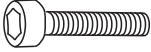


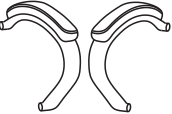

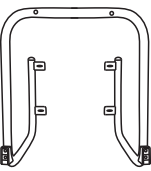




DPA618AV/TN

Assembly Instruction

Thank you for purchasing our products.

Please read the assembly instructions carefully before assembling.

| | |
|---|---|
| <p>A*1</p>  | <p>G*4</p>  <p>M8*50MM</p> |
| <p>B*1</p>  | <p>H*4</p>  |
| <p>C*1(L&R)</p>  | <p>I*2</p>  |
| <p>D*1</p>  | |
| <p>E*4</p>  <p>M6*20MM</p> | |
| <p>F*4</p>  <p>M6*30MM</p> | |

