
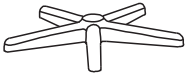


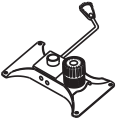

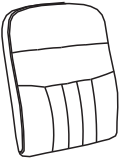
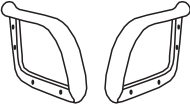




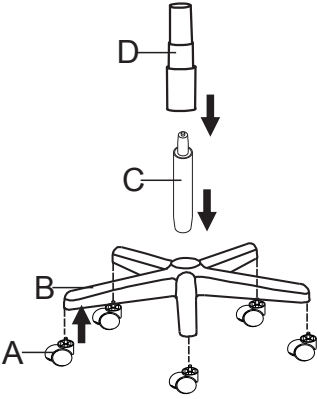
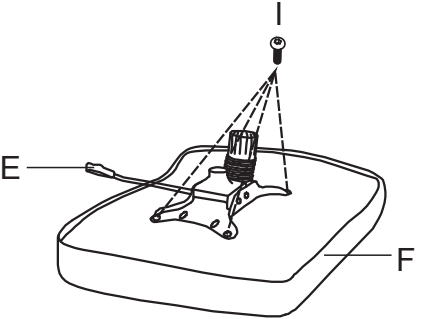
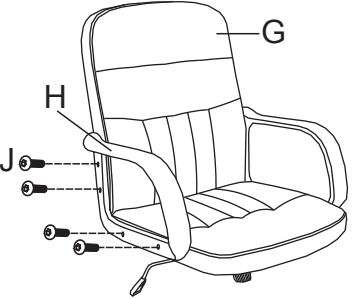
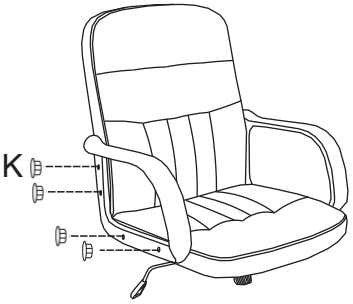
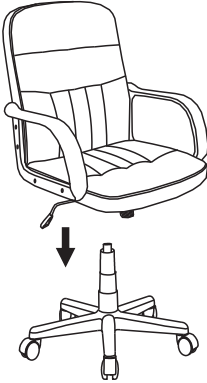


BCL/Z2207

Assembly Instruction

Thank you for purchasing our products.
Please read the assembly instructions carefully before assembling.

<p>A*5</p> 	<p>B*1</p> 
<p>C*1</p> 	<p>D*1</p> 
<p>E*1</p> 	<p>F*1</p> 
<p>G*1</p> 	<p>H*1(L&R)</p> 
<p>I*4</p>  <p>M6*20MM</p>	<p>J*8</p>  <p>M6*25MM</p>
<p>K*8</p> 	<p>L*1</p> 

<p>①</p> 	<p>②</p> 
<p>③</p> 	<p>④</p> 
<p>⑤</p> 	<p>⑥</p> 