






# Spotted Penguin

## PRODUCT DATA SHEET

Adapt sliding top double back to back desks 2800mm x 1600mm - black frame, beech top

### STE2816-K-B

Comprising a sturdy steel subframe and bench tops which take on a floating appearance, Adapt offers a clean and minimal look to the workplace. Desk legs can be shared, making it an aesthetically pleasing, cost effective and practical system for high density office spaces, and the sliding top options allows for easy cable management from above the desk whilst still satisfying the demands of a busy organisation.



## PRODUCT FEATURES

- Four straight desks 1400x800mm in a double back-to-back bench desk configuration
- Desktops slide forward to a maximum of 125mm allowing greater access to the cables
- Legs are shared between desk clusters with a recessed centre leg support to save space and costs
- 25mm desktops available in beech, grey oak, oak, white, walnut and white with oak edging
- Extended sturdy steel framework and bench tops which take on a floating appearance
- Horizontal and vertical cable management available to allow cables to rise from the floor via mass cable risers and

## DIMENSIONS & SPECIFICATIONS

Height	Width	Depth
725mm	2800mm	1600mm

RRP: £1,963.00

Bar Code:

Conforms to: EN 527-2:2016 and BS EN ISO 9241-5 1999

Colour: Beech

Warranty: 8 years

Pack Quantity: 1

Weight (Kg): 172.00