



Tables



Tel: **01480 220310**
Fax: **01480 220307**

Spotted Penguin
Edison House, Edison Close, Ransomes Europark
Ipswich, IP3 9GU
www.spottedpenguin.co.uk

Boardroom

Arrow head leg



Overview

Traditional styled boardroom tables offer the perfect solution to meeting rooms. Select from individual boardroom tables or configure your own specification. Available in a choice of five colour finishes

Features & Benefits

- 25mm MFC desk top available in a choice of finishes
- ABS edging impact resistant,
- Adjustable foot leveller
- Additional modular extensions enable a variety of configurations

Finish Options

Colours available in Beech, Maple, Oak, White and Walnut. Please add suffix when ordering eg. EB18 in Beech = EB18B



Beech (B)



Maple (M)



Oak (O)



White (WH)



Walnut (W)



Boardroom Arrow head leg design

Rectangular Boardroom Table

• Boardroom table with 25mm top



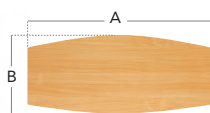
Height: 725mm

| CODE | A | B |
|------|------|------|
| EB18 | 1800 | 1000 |
| EB20 | 2000 | 1000 |



Radial Boardroom Table

• Boardroom table with 25mm top



Height: 725mm

| CODE | A | B |
|-------|------|----------|
| ERB24 | 2400 | 1300-800 |




Radial End Boardroom Table

• Boardroom table with 25mm top



Height: 725mm

| CODE | A | B |
|------|------|------|
| EB24 | 2400 | 1000 |




Circular Boardroom Table

• Boardroom table with 25mm top
• Free standing with cruciform legs.



Height: 725mm

| CODE | A |
|------|------|
| RT12 | 1200 |



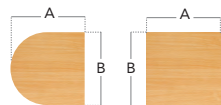
Extension Table

• Boardroom table with 25mm top




EB10D

EB10



Height: 725mm

| CODE | A | B |
|-------|------|------|
| EB10D | 1000 | 1000 |
| EB10 | 1000 | 1000 |



Sample Configurations

Colours available in Beech, Maple, Oak, White or Walnut.
Please add suffix when ordering eg: EB18 in Beech = EB18B

1800mm
1 x EB18
Seats 8 people

3000mm
2 x EB10D, 1 x EB10
Seats 10 people

2000mm
2 x EB10D
Seats 8 people

2400mm
1 x EB24
Seats 8-10 people

4000mm
2 x EB10D, 1 x EB20
Seats 12-14 people

6000mm
2 x EB10D, 2 x EB20
Seats 18-20 people

1200mm Dia
1 x RT12
Seats 4 people

Boardroom Trumpet base



Overview

A modern solution for any boardroom this range of tables uses silver finished steel trumpet bases. Select from individual boardroom tables or configure your own specification. Available in a choice of five colour finishes.

Features & Benefits

- 25mm MFC top available in a choice of finishes
- ABS edging impact resistant,
- Steel trumpet base
- Weighted base for stability
- Silver RAL 9006

Finish Options

Colours available in Beech, Maple, Oak, White and Walnut. Please add suffix when ordering eg. TB18 in Beech = TB18B



Beech (B)



Maple (M)



Oak (O)



White (WH)



Walnut (W)



Boardroom Trumpet base

Rectangular Boardroom Table



- Boardroom table with 25mm top
- Silver trumpet base



Height: 725mm

| CODE | A | B |
|------|------|------|
| TB18 | 1800 | 1000 |
| TB20 | 2000 | 1000 |



Radial End Boardroom Table



- Boardroom table with 25mm top
- Silver trumpet base



Height: 725mm


| CODE | A | B |
|------|------|------|
| TB24 | 2400 | 1000 |



Circular Boardroom Table



- Boardroom table with 25mm top
- Free standing with cruciform legs
- Silver trumpet base



Height: 725mm

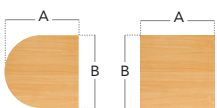
| CODE | A |
|-------|------|
| TB10C | 1000 |
| TB12C | 1200 |



Extension Table



- Boardroom table with 25mm top
- Silver trumpet base



Height: 725mm

| CODE | A | B |
|-------|------|------|
| TB10D | 1000 | 1000 |
| TB10 | 1000 | 1000 |



Sample Configurations

Colours available in Beech and Oak only.
Please add suffix when ordering eg: EB18 in Beech = EB18B

1800mm
1 x TB18
Seats 8 people

3000mm
2 x TB10D, 1 x TB10
Seats 10 people

2000mm
2 x TB10D
Seats 8 people

2400mm
1 x TB24
Seats 8-10 people

4000mm
2 x TB10D, 1 x TB20
Seats 12-14 people

6000mm
2 x TB10D, 2 x TB20
Seats 18-20 people

1200mm Dia
1 x TB12C
Seats 4 people

Adapt II

Bench boardroom tables



Overview

A contemporary design of boardroom tables with choice of square tables or rectangular tables with two depths 1200mm and 1600mm. Select from individual boardroom tables or configure your own specification. Available in a choice of three colour finishes.

Features & Benefits

- 25mm MFC tops available in a choice of colours
- Impact resistant ABS edging
- Steel leg frame
- Choice of frame finishes Silver or White
- Multiple configurations

Finish Options

Colours available - Silver or White frames with Beech, White or Walnut tops. Add suffix when ordering eg. EBT1212 with White frame and Beech top = EBT1212-WH-B



Beech (B)



White (WH)



Walnut (W)



Adapt II Bench boardroom tables

Square Boardroom Table

• Boardroom table with 25mm top



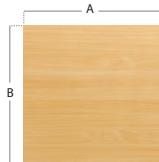
Height: 725mm

| CODE | A | B |
|---------|------|------|
| EBT1212 | 1200 | 1200 |
| EBT1616 | 1600 | 1600 |



Rectangular Boardroom Table

• Boardroom table with 25mm top



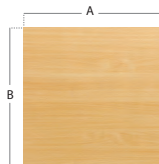
Height: 725mm

| CODE | A | B |
|---------|------|------|
| EBT1612 | 1600 | 1200 |
| EBT2412 | 2400 | 1200 |
| EBT3212 | 3200 | 1200 |
| EBT2416 | 2400 | 1600 |
| EBT3216 | 3200 | 1600 |



Starter Units

• Boardroom table with 25mm top



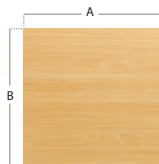
Height: 725mm

| CODE | A | B |
|------------|------|------|
| EBT1212-SB | 1200 | 1200 |
| EBT1216-SB | 1200 | 1600 |
| EBT1612-SB | 1600 | 1200 |
| EBT1616-SB | 1600 | 1600 |



Add On units

• Boardroom table with 25mm top

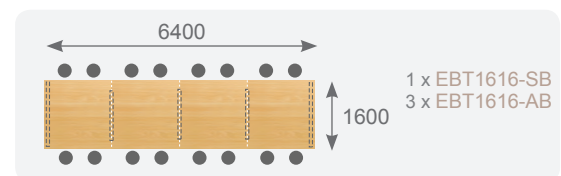
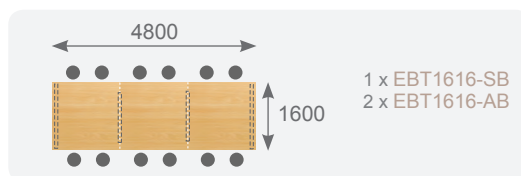
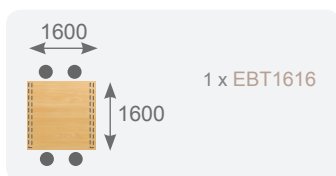
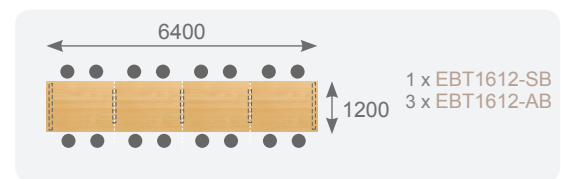
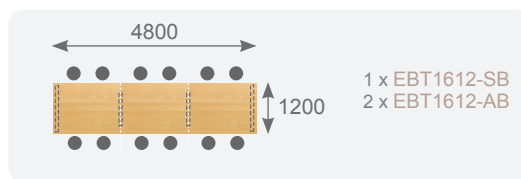
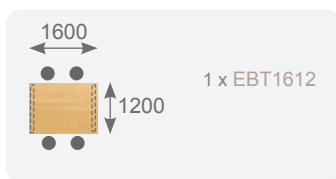
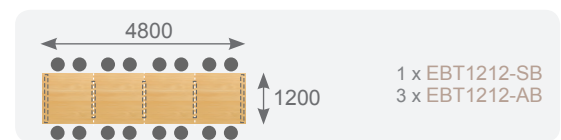
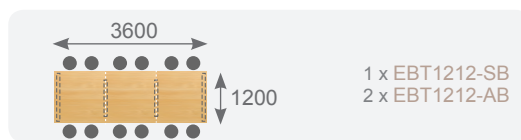
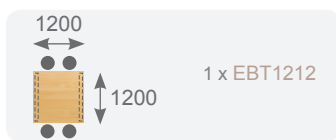


Height: 725mm

| CODE | A | B |
|------------|------|------|
| EBT1212-AB | 1200 | 1200 |
| EBT1216-AB | 1200 | 1600 |
| EBT1612-AB | 1600 | 1200 |
| EBT1616-AB | 1600 | 1600 |



Sample Configurations



Flexi-Tables

Economy Graphite leg



Traditional design



Spiral stacking

Features & Benefits

- 18mm Melamine Faced Chipboard scratch resistant tops
- Available in three shapes
- ABS edging; Impact resistant, rigid plastic
- Edging matches the MFC board
- 16 Gauge Steel frame and legs
- Powder coated Graphite grey finish
- Spiral stacked for easier storage
- Foot leveller

Finish Options

Colours available in Beech, Maple, Oak, White and Walnut. Please add suffix when ordering eg. FLXG8 in Beech = FLXGB



Beech (B)



Maple (M)



Oak (O)




Flexi-Tables Economy - Graphite leg

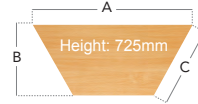
Rectangular Flexi-Table with Graphite Frame




| CODE | A | B | | |
|--------|------|-----|--|--|
| FLXG8 | 800 | 800 | | |
| FLXG12 | 1200 | 800 | | |
| FLXG14 | 1400 | 800 | | |
| FLXG16 | 1600 | 800 | | |
| FLXG18 | 1800 | 800 | | |



Trapezoidal Flexi-Table with Graphite Frame




| CODE | A | B | C | |
|-------|------|-----|-----|--|
| FLXGT | 1600 | 694 | 800 | |



Semi Circular Flexi-Table with Graphite Frame



| CODE | A | B | | |
|-------|------|-----|--|--|
| FLXGS | 1600 | 800 | | |



Colours available in Beech, Oak and Maple only.
Please add suffix when ordering eg: FLXG8 in Beech = FLXG8B



Sample Configurations



Customise your ideal layout, simply move around or add as and when you need to accommodate your requirements within your organisation.

Flexi-Tables Economy Silver leg



Traditional design



Spiral stacking

Features & Benefits

- 18mm Melamine Faced Chipboard scratch resistant tops
- Available in four shapes
- ABS edging; Impact resistant, rigid plastic
- Edging matches the MFC board
- 16 Gauge Steel frame and legs
- Powder coated Silver finish
- Spiral stacked for easier storage
- Foot leveller

Finish Options

Colours available in Beech, Maple, Oak, White and Walnut. Please add suffix when ordering eg. FLXS8 in Beech = FLXSB



Beech (B)



Maple (M)



Oak (O)




Flexi-Tables Economy - Silver leg

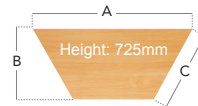
Rectangular Flexi-Table with Silver Frame




| CODE | A | B | | |
|--------|------|-----|--|--|
| FLXS8 | 800 | 800 | | |
| FLXS12 | 1200 | 800 | | |
| FLXS14 | 1400 | 800 | | |
| FLXS16 | 1600 | 800 | | |
| FLXS18 | 1800 | 800 | | |



Trapezoidal Flexi-Table with Silver Frame




| CODE | A | B | C | |
|-------|------|-----|-----|--|
| FLXST | 1600 | 694 | 800 | |



Semi Circular Flexi-Table with Silver Frame



| CODE | A | B | | |
|-------|------|-----|--|--|
| FLXSS | 1600 | 800 | | |



Colours available in Beech, Oak and Maple only.
Please add suffix when ordering eg: FLXS8 in Beech = FLXS8B



Sample Configurations



Customise your ideal layout, simply move around or add as and when you need to accommodate your requirements within your organisation.

Meeting-Tables Deluxe - Folding leg



Folded



Open

Features & Benefits

- 25mm Melamine Faced Chipboard MFC desk top.
- Available in a choice of three styles
- ABS edging; Impact resistant, rigid plastic edging
- Edging the MFC board
- 16 gauge tubular steel chrome legs
- Height levelling feet
- Folding frame for easy storage and handling. (Folding tables only).

Finish Options

Colours available in Beech, Maple, Oak, White and Walnut. Please add suffix when ordering eg. F1 in Beech = F1B



Beech (B)



Maple (M)



Oak (O)



White (WH)




Walnut (W)




Meeting-Tables Deluxe - Folding leg

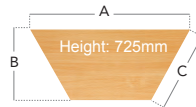
Rectangular Folding Flexi-Table




| CODE | A | B | |
|------|------|-----|--|
| F1 | 1800 | 800 | |
| F2 | 1600 | 800 | |
| F3 | 1300 | 800 | |



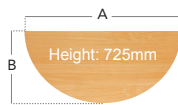
Trapezoidal Folding Flexi-Table




| CODE | A | B | C |
|------|------|-----|-----|
| F4 | 1600 | 694 | 800 |



Semi Circular Folding Flexi-Table



| CODE | A | B |
|------|------|-----|
| F5 | 1600 | 800 |



Sample Configurations



Colours available in Beech, Oak and Maple only.
Please add suffix when ordering eg: F1 in Beech = F1B

Customise your ideal layout, simply move around or add as and when you need to accommodate your requirements within your organisation.

Ideal for meetings and seminars. Folding leg tables easily stacked to save space with a choice of chrome folding or 60mm diameter chrome legs.

Meeting-Tables

Deluxe tables - Radial leg



Radial leg

Features & Benefits

- 25mm Melamine Faced Chipboard MFC desk top.
- Available in a choice of three styles
- ABS edging; Impact resistant, rigid plastic edging
- Edging the MFC board
- 60mm diameter chrome legs
- Height levelling feet

Finish Options

Colours available in Beech, Maple, Oak, White and Walnut. Please add suffix when ordering eg. F1 in Beech = F1B



Beech (B)



Maple (M)



Oak (O)



White (WH)



Walnut (W)




Meeting-Tables Deluxe - Radial leg

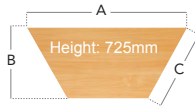
Rectangular Chrome Leg Flexi-Table



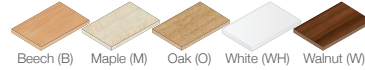
| CODE | A | B | | |
|------|------|-----|--|--|
| CF1 | 1800 | 800 | | |
| CF2 | 1600 | 800 | | |
| CF3 | 1300 | 800 | | |
| CF7 | 800 | 800 | | |



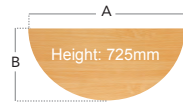
Trapezoidal Chrome Leg Flexi-Table




| CODE | A | B | C | |
|------|------|-----|-----|--|
| CF4 | 1600 | 694 | 800 | |



Semi Circular Chrome Leg Flexi-Table



| CODE | A | B | | |
|------|------|-----|--|--|
| CF5 | 1600 | 800 | | |



Sample Configurations



Colours available in Beech, Oak and Maple only.
Please add suffix when ordering eg: CF1 in Beech = CF1B

Customise your ideal layout, simply move around or add as and when you need to accommodate your requirements within your organisation.

Ideal for meetings and seminars. Folding leg tables easily stacked to save space with a choice of chrome folding or 60mm diameter chrome legs.

Fliptop Meeting tables



Open



Folded

Features & Benefits

- 25mm MFC
- Scratch resistant tops
- Available in a variety of shapes and finishes
- ABS edging
- Flip top to manoeuvre between tight spaces
- Tops nest together for more compact storage
- Mobile to allow quick easy configuration
- Lockable castors
- Silver RAL 9006 leg frame

Finish Options

Colours available in Beech, Maple, Oak, White and Walnut. Please add suffix when ordering eg. FLIP13 in Beech = FLIP13B



Beech (B)



Maple (M)



Oak (O)



White (WH)



Walnut (W)




Fliptop Meeting tables


Straight Fliptop Table



- Suitable for conference / meeting rooms
- Fold away option for easy storage
- Modular - for multiple configurations



| CODE | A | B | |
|--------|------|-----|--|
| FLIP13 | 1300 | 800 | |
| FLIP16 | 1600 | 800 | |




Trapezoidal Fliptop Table



- Suitable for conference / meeting rooms
- Fold away option for easy storage
- Modular - for multiple configurations



| CODE | A | B | C |
|-------|------|-----|-----|
| FLIPT | 1600 | 694 | 800 |



Semi Circular Fliptop Table



- Suitable for conference / meeting rooms
- Fold away option for easy storage
- Modular - for multiple configurations



| CODE | A | B |
|-------|------|-----|
| FLIPR | 1600 | 800 |



Colours available in Beech, Oak, Maple, White and Walnut.
Please add suffix when ordering eg: FLIP16 in Beech = FLIP16B

Linking Device



- Table top linking mechanism
- Easy fit quick release device
- We recommended using the linking device when creating configurations to ensure table tops are level

| CODE | DESCRIPTION |
|--------|----------------|
| TVLOCK | Linking device |

Finish: Black





Tel: **01480 220310**
Fax: **01480 220307**

Spotted Penguin
Edison House, Edison Close, Ransomes Europark
Ipswich, IP3 9GU
www.spottedpenguin.co.uk