



# Adapt II

Commercial desking



Tel: **01480 220310**  
Fax: **01480 220307**

**Spotted Penguin**  
Edison House, Edison Close, Ransomes Europark  
Ipswich, IP3 9GU  
[www.spottedpenguin.co.uk](http://www.spottedpenguin.co.uk)

# Adapt II

Bench desk system - Fixed tops



## Details & Features



**Bench Leg**

Steel legs and framework for enhanced strength and stability. Finished in Silver or White.



**Mass Cable Riser**

Vertical cable management allows cables to rise from the floor via Single Leg and Mass Cable Risers.



**Cable Management**

25mm desk tops, each has 3 scalloped cut outs to allow easy cable management.



**Seating**

Our selection of task seating can be found in our seating section.

PG 196-227

## Finish Options

When ordering add your frame colour and top finish

Colours available - Silver or White frames with Beech, White or Walnut tops. Please add suffix when ordering eg. [E168](#) with White frame and Beech top = [E168-WH-B](#)



# Adapt II Commercial desking - Bench desk system - Fixed tops

## Single Desk

CODE	A	B
E126	1200	600
E146	1400	600
E166	1600	600

CODE	A	B
E128	1200	800
E148	1400	800
E168	1600	800



- Single desk
- 25mm thick tops

## Back To Back Desks

- Two desks back to back
- 25mm thick tops



CODE	A	B
E1212	1200	1200
E1412	1400	1200
E1612	1600	1200

CODE	A	B
E1216	1200	1600
E1416	1400	1600
E1616	1600	1600



## Double Back To Back Desks

- Four desks back to back
- Recessed center leg support
- 25mm thick tops



CODE	A	B
E2412	2400	1200
E2812	2800	1200
E3212	3200	1200

CODE	A	B
E2416	2400	1600
E2816	2800	1600
E3216	3200	1600



## Triple Back To Back Desks

- Six desks back to back
- Recessed center leg supports
- 25mm thick tops



CODE	A	B
E3612	3600	1200
E4212	4200	1200
E4812	4800	1200

CODE	A	B
E3616	3600	1600
E4216	4200	1600
E4816	4800	1600



# Adapt II Configure your starter and add on units - Fixed tops

## Starter Units Single



- Single starter desk



Height: 725mm

CODE	A	B
E126-SB	1200	600
E146-SB	1400	600
E166-SB	1600	600

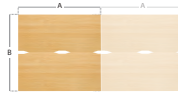
CODE	A	B
E128-SB	1200	800
E148-SB	1400	800
E168-SB	1600	800



## Starter Units Back To Back



- Back to back starter desk



Height: 725mm

CODE	A	B
E1212-SB	1200	1200
E1412-SB	1400	1200
E1612-SB	1600	1200

CODE	A	B
E1216-SB	1200	1600
E1416-SB	1400	1600
E1616-SB	1600	1600



## Add On Units Single



- Single add on desk



Height: 725mm

CODE	A	B
E126-AB	1200	600
E146-AB	1400	600
E166-AB	1600	600

CODE	A	B
E128-AB	1200	800
E148-AB	1400	800
E168-AB	1600	800



## Add On Units Back To Back



- Back to back add on desk
- Uses recessed centre leg



Height: 725mm

CODE	A	B
E1212-AB	1200	1200
E1412-AB	1400	1200
E1612-AB	1600	1200

CODE	A	B
E1216-AB	1200	1600
E1416-AB	1400	1600
E1616-AB	1600	1600



## Sample Configurations - Mix and match colours and sizes - Fixed tops

Each configuration starts with a "starter unit".

Choose your "starter unit" width, depth and colour, then simply add your "add on" units.


Please note

You can't mix 600 with 800 or 1200 with 1600 **DEEP** units.

You can't mix fixed and sliding top units

### Seats 8

1 starter and 3 add on units



# Adapt II

Bench desk system with **Sliding tops**



## Details & Features



**Sliding tops**

The top slides out 125mm giving you greater access to the cable tray allowing easy access from the top.



**Mass Cable Riser**

Vertical cable management allows cables to rise from the floor via Single Leg and Mass Cable Risers.



**Cable Management**

25mm desk tops, each has 3 scalloped cut outs to allow easy cable management.



**Seating**

Our selection of mesh seating can be found in our seating section.

PG 198-209

## Finish Options

When ordering add your frame colour and top finish

Colours available - Silver or White frames with Beech, White or Walnut tops. Please add suffix when ordering eg. [STE1212](#) with White frame and Beech top = [STE1212-WH-B](#)



# Adapt II Bench desk system

# Sliding tops

## Back To Back Desks



- Two desks back to back
- 25mm thick tops



Height: 725mm

CODE	A	B
STE1212	1200	1200
STE1412	1400	1200
STE1612	1600	1200

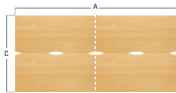
CODE	A	B
STE1216	1200	1600
STE1416	1400	1600
STE1616	1600	1600



## Double Back To Back Desks




- Four desks back to back
- Recessed center leg support
- 25mm thick tops



Height: 725mm

CODE	A	B
STE2412	2400	1200
STE2812	2800	1200
STE3212	3200	1200

CODE	A	B
STE2416	2400	1600
STE2816	2800	1600
STE3216	3200	1600



## Triple Back To Back Desks



- Six desks back to back
- Recessed center leg supports
- 25mm thick tops



Height: 725mm

CODE	A	B
STE3612	3600	1200
STE4212	4200	1200
STE4812	4800	1200

CODE	A	B
STE3616	3600	1600
STE4216	4200	1600
STE4816	4800	1600



## Starter Units



- Back to back starter desk



CODE	A	B
STE1212-SB	1200	1200
STE1412-SB	1400	1200
STE1612-SB	1600	1200

CODE	A	B
STE1216-SB	1200	1600
STE1416-SB	1400	1600
STE1616-SB	1600	1600



## Add On Units



- Back to back add on desk
- Uses recessed centre leg



CODE	A	B
STE1212-AB	1200	1200
STE1412-AB	1400	1200
STE1612-AB	1600	1200

CODE	A	B
STE1216-AB	1200	1600
STE1416-AB	1400	1600
STE1616-AB	1600	1600



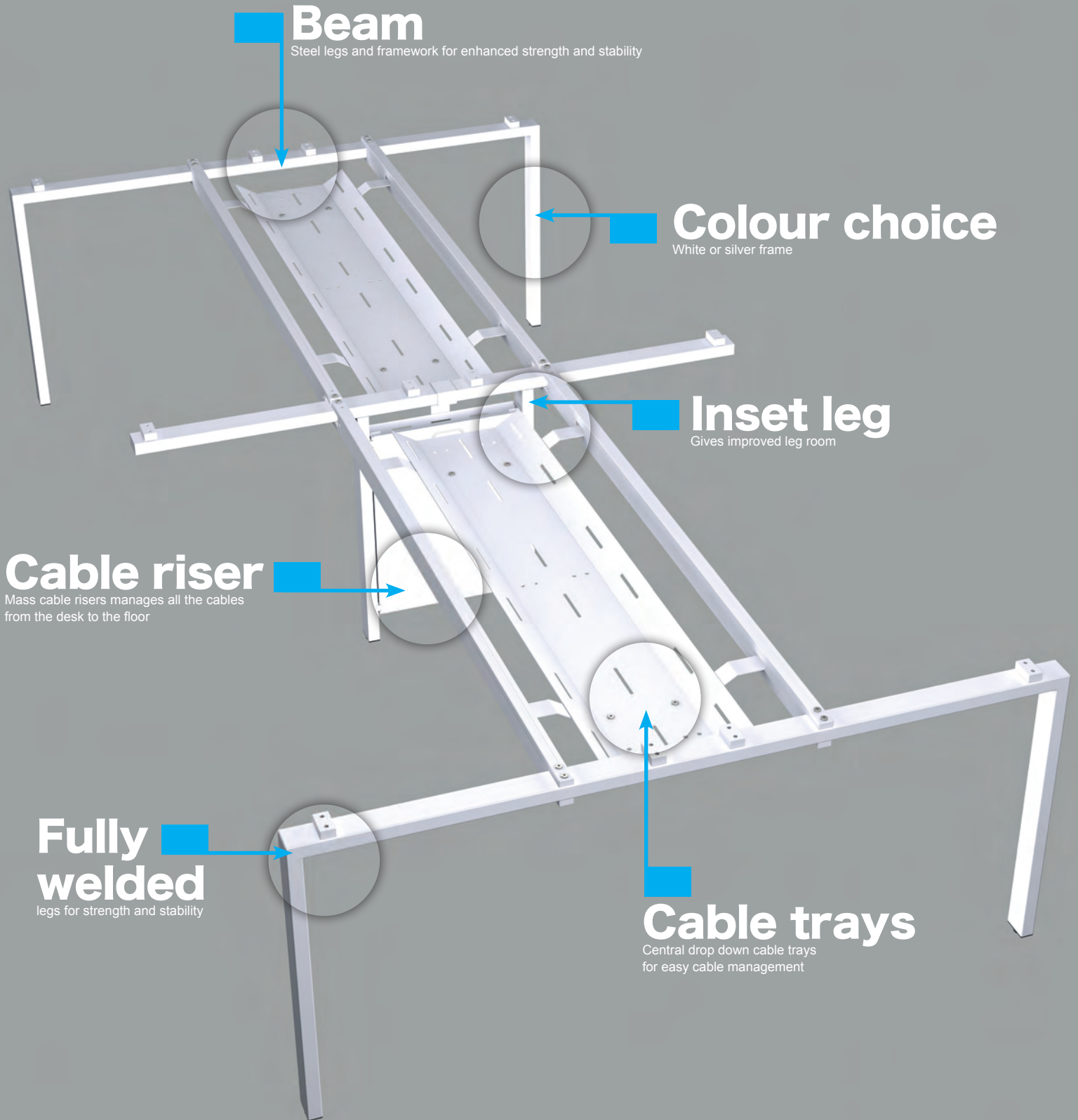
## Slide out tops individually or slide all tops at once



# Sliding tops

# Adapt II

Structure & features





# Adapt II Commercial desking - Accessories

## Central Drop Down Cable Tray & Bracket



CODE	DESCRIPTION
<a href="#">ED12DCT</a>	1200mm Central Drop Down Cable Tray & Bracket
<a href="#">ED14DCT</a>	1400mm Central Drop Down Cable Tray & Bracket
<a href="#">ED16DCT</a>	1600mm Central Drop Down Cable Tray & Bracket



Silver (S) White (WH)

Available in Silver (S) or White(WH).  
Please add suffix when ordering eg.  
[ED12DCT](#) in White = [ED12DCT-WH](#)

- Shared cable tray
- Sits central to two back to back desks
- Drops down for easy access
- Accepts power & data
- Cables can run between 2 trays
- Slots for cable ties

## Mass Vertical Cable Riser



CODE	DESCRIPTION
<a href="#">EDCR</a>	Mass Cable Riser for Intermediate Bench Leg



Silver (S) White (WH)

Available in Silver (S) or White(WH).  
Please add suffix when ordering eg.  
[EDCR](#) in White = [EDCR-WH](#)

- Fits between recessed leg support
- Segregated cables
- Easily removable
- Easy access

## Single Desk Cable Tray



- Single desk
- Accepts power & data
- Easy access
- Slots for cable ties

CODE	DESCRIPTION
<a href="#">ED12SCT</a>	1200mm Single Desk Cable Tray
<a href="#">ED14SCT</a>	1400mm Single Desk Cable Tray
<a href="#">ED16SCT</a>	1600mm Single Desk Cable Tray



Silver (S) White (WH)

Available in Silver (S) or White(WH).  
Please add suffix when ordering eg.  
[ED12SCT](#) in White = [ED12SCT-WH](#)

## Magnetic Vertical Cable Riser



- Magnetic connection
- Fits all legs
- Easily removable
- Easy access

CODE	DESCRIPTION
<a href="#">EDMCR</a>	Magnetic Cable Riser



Silver (S) White (WH)

Available in Silver (S) or White(WH).  
Please add suffix when ordering eg.  
[EDMCR](#) in White = [EDMCR-WH](#)

# Adapt II Screens

## Straight Fabric Screens



CODE	A	B			
A1200	1200	380			
A1400	1400	380			
A1600	1600	380			

STOCKED    MADE TO ORDER

Stocked finish



Made to Order

Bands A&B  
See page 126



Frame available in Silver (S) or White(WH).  
Please add suffix when ordering eg.

A1200 with Silver frame and Blue fabric = A1200-S-B

## Straight Glazed Screens



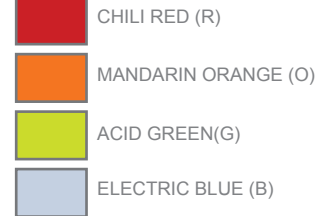
CODE	A	B		Coloured glaze
AG1200	1200	380		
AG1400	1400	380		
AG1600	1600	380		

STOCKED    MADE TO ORDER

Stocked finish



Made to Order

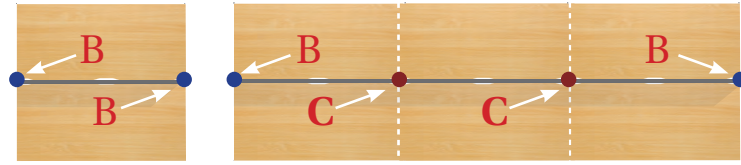


Frame available in Silver (S) or White(WH).

Please add suffix when ordering eg.

AG1200 with White frame and Red glaze = AG1200-WH-R

## Screen Brackets - BACK TO BACK DESKS



Order  
2 x EDELSB

Order  
2 x EDELSB & 2 x EDILSB

CODE	DESCRIPTION
B EDELSB	End
C EDILSB	Intermediate



Bracket available in Silver (S) or White(WH). Match screen trim colour to bracket colour. Please add suffix when ordering eg. EDELSB in White = EDELSB-WH


## Screen Accessories Pack



CODE	DESCRIPTION
SCRN-PACK-WH	Pack - White
SCRN-PACK-S	Pack - Silver

Pack contains:  
Pen holder  
A4 paper tray  
Phone holder  
Name holder

## Screen Brackets - DESKS NOT BACK TO BACK



Order  
AFSBK  
1 pair, per screen

Order  
AGSBK  
1 pair, per screen

CODE	DESCRIPTION
D AFSBK	For fabric screen
E AGBSK	For glazed screen



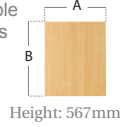
# Adapt II Commercial desking - Additional storage

## 2 and 3 Drawer Mobile Pedestals




- R2M 1 filing drawer & 1 shallow drawer
- Accepts both A4 & foolscap Files
- Lockable
- Castors

- R3M with 3 shallow drawers
- Lockable
- Castors



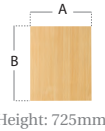
CODE	A	B	DRAWERS
R2M	426	600	2 Drawers
R3M	426	600	3 Drawers




## Desk High Pedestal



- 2 shallow and 1 filing drawer
- Accepts both A4 & foolscap files
- Lockable



CODE	A	B
R25DH6	426	600
R25DH8	426	800

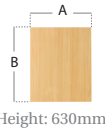


## Slim Line and Tall Mobile Pedestals




- TNMP 3 shallow drawers
- Lockable
- Castors

- TMP 2 shallow and 1 filing drawer
- Accepts both A4 & foolscap Files
- Lockable
- Castors



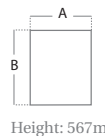
CODE	A	B	DRAWERS
TNMP	300	600	3 Drawers
TMP	426	600	3 Drawers



## 2 and 3 Drawer Mobile Pedestals



- R2M 1 filing drawer & 1 shallow drawer
- Accepts both A4 & foolscap Files
- Lockable
- Castors
- R3M with 3 shallow drawers
- Lockable
- Castors



CODE	A	B	DRAWERS
R2M	426	600	2 Drawers
R3M	426	600	3 Drawers

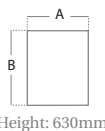


## Slim Line and Tall Mobile Pedestals



- TMNP 3 shallow drawers
- Lockable
- Castors

- TMP 2 shallow and 1 filing drawer
- Accepts both A4 & foolscap Files
- Lockable
- Castors



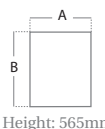
CODE	A	B	DRAWERS
TNMP	300	600	3 Drawers
TMP	426	600	3 Drawers



## 3 Drawer Mobile Steel Pedestal



- Fully locking
- Accepts both A4 & foolscap files
- 1 filing and 2 shallow drawers
- With castors
- Ball bearing runners
- 5<sup>th</sup> castor on drawer front for anti-tilt
- Front castors have brake lock



CODE	A	B
MP3	391	545





Tel: **01480 220310**  
Fax: **01480 220307**

**Spotted Penguin**  
Edison House, Edison Close, Ransomes Europark  
Ipswich, IP3 9GU  
[www.spottedpenguin.co.uk](http://www.spottedpenguin.co.uk)