



Receptions

Denver & Welcome



Tel: **01480 220310**
Fax: **01480 220307**

Spotted Penguin
Edison House, Edison Close, Ransomes Europark
Ipswich, IP3 9GU
www.spottedpenguin.co.uk

Welcome Reception desks



Details & Features



Desks

Reception unit shrouds an existing desk or can be bought with an Adapt or Maestro 25 white frame desk.



Company name

Add your own graphics to the front, including vinyls and acrylic lettering etc



D' end

This optional d'end adds to the reception unit giving greater access.



Lighting

Add this remote control lighting and cycle through the colour spectrum or simply select a colour to match your corporate identity.

Finish Options

Colours available in beech/white, white/white and walnut/white. Please add suffix when ordering eg. [WD246](#) in beech/white = [WD246BW](#)



Beech/White
B



White/White
WH



Walnut/White
W




Welcome Reception desks

Reception with Maestro 25 WL Cantilever Straight Desk

- Reception unit with Maestro 25 desk
- 25mm MFC
- Choice of colours
- White desk modesty panel

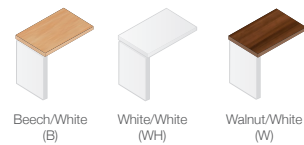
CODE	A	B
WD2514	1462	890
WD2516	1662	890



Reception with Adapt Single Desk

- Reception unit with Adapt desk
- 25mm MFC
- Choice of colours


CODE	A	B
WDAD14	1462	890
WDAD16	1662	890



D extension

- Extension unit
- 25mm thick tops
- Silver steel support leg
- Universal left or right hand

CODE	Width	Depth
WDET	1000	888



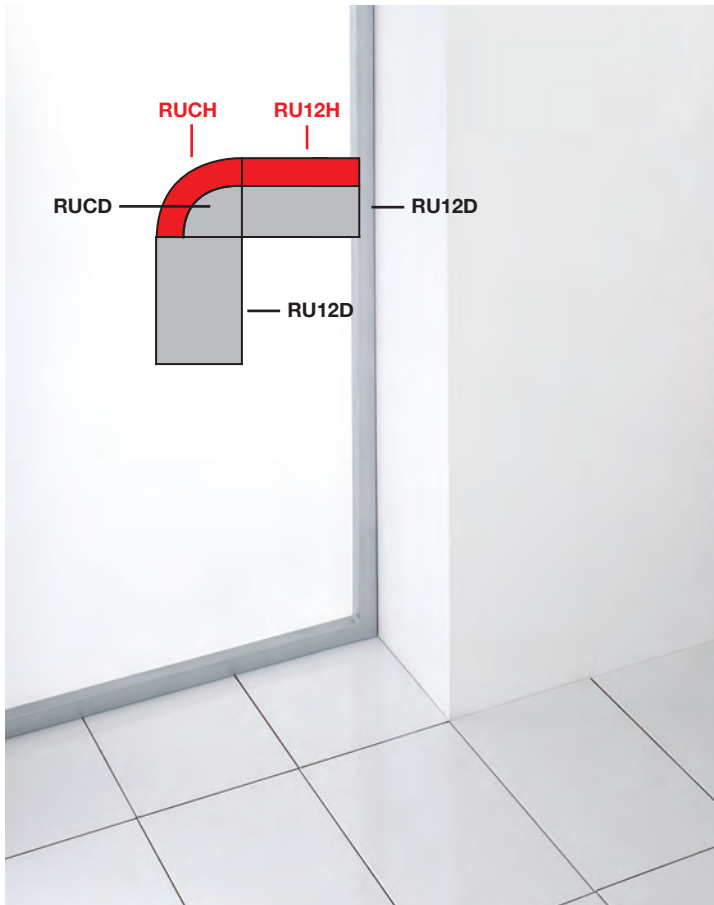
Lighting

- LED light strip
- Mains powered
- Set colour or colour display modes
- Remote control
- Can be retro fitted
- Enhances signage

CODE	Width	Depth
WDLIGHT	-	-



Denver Receptions Modular reception units




Details & Features




Modular design

The modular design allows a wide variety of reception configurations to be created

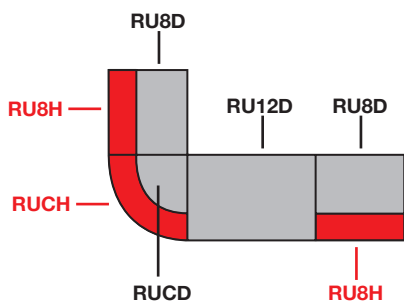


Cable management

Cables are managed from the hutch to the desk tops

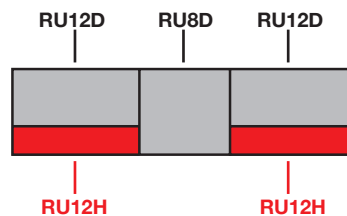


Sample Configurations



Sample 1

To order
 2 x RU8D
 2 x RU8H
 1 x RUCD
 1 x RUCH
 1 x RU12D



Sample 2

To order
 2 x RU12D
 2 x RU12H
 1 x RU8D

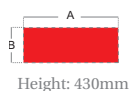
Denver Receptions

Modular reception units

Modular Straight Hutch Unit



- 25mm MFC
- 2mm robust ABS edging
- Fits to base unit
- Cable access ports align with desktop units



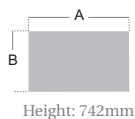
CODE	A	B	
RU8H	800	350	
RU12H	1200	350	



Modular Straight Base Unit



- 25mm MFC
- 2mm robust ABS edging
- Simple Cam and Pin construction
- Height levelling feet
- Cable access ports align with hutch units



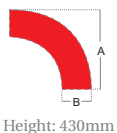
CODE	A	B	
RU8D	800	800	
RU12D	1200	800	



Modular Corner Hutch Unit



- 25mm MFC
- 2mm robust ABS edging
- Sits on base unit
- Can connect to straight hutch
- Supplied fully built



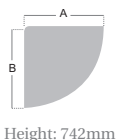
CODE	A	B	
RUCH	800	350	



Modular Corner Base Unit



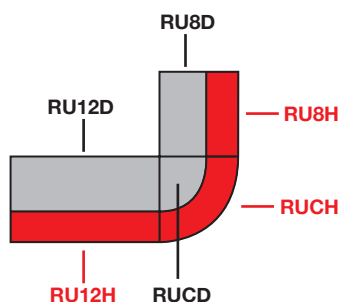
- 25mm MFC
- 2mm robust ABS edging
- Simple Cam and Pin construction
- Supplied fully built
- Height levelling feet



CODE	A	B	
RUCD	800	800	

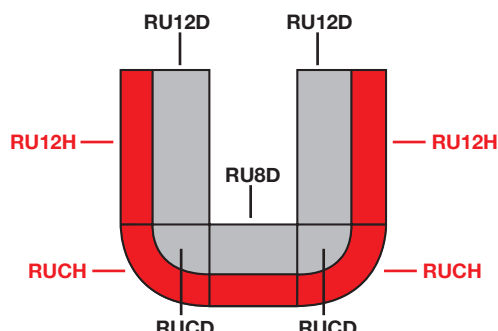


Sample Configurations



- To order
- 1 x RU8D
 - 1 x RU8H
 - 1 x RUCD
 - 1 x RUCH
 - 1 x RU12D
 - 1 x RU12H

Sample 3



- To order
- 2 x RU12D
 - 2 x RU12H
 - 2 x RUCH
 - 2 x RUCD
 - 1 x RU8D
 - 1 x RU8H

Sample 4



Tel: **01480 220310**
Fax: **01480 220307**

Spotted Penguin
Edison House, Edison Close, Ransomes Europark
Ipswich, IP3 9GU
www.spottedpenguin.co.uk